






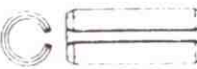
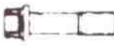







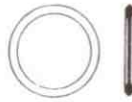








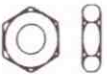


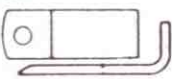



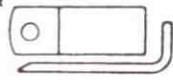






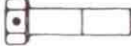


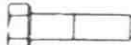


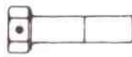

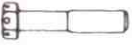

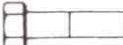

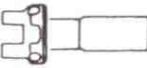
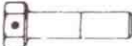


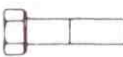

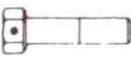
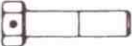
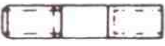
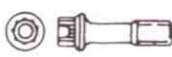


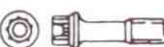













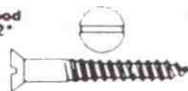
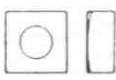



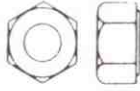


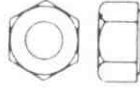


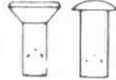

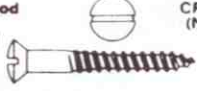










<p>AN123851-124050</p> <p>Seal, Packing "O" Ring  Rubber</p>	<p>MS 9024-9025</p> <p>Clamp, Loop Types  AMS 6350 AMS 5510</p>	<p>MS 9110-9113</p> <p>Bolt, Machine 12 pt. </p>
<p>AN124951-125550</p> <p>Rivet, Solid Universal Head and 100° CTSK Head  CRES. Steel</p>	<p>MS 9033-9039</p> <p>Bolt, 12 Point High Temp.  AMS 5735 (A 286) EH19 Head Marking</p>	<p>MS 9122-9123</p> <p>Slotted Hex Head Machine Screw  Steel E 11 Head Marking</p>
<p>AN125551-125700</p> <p>Rivet, Solid Universal Head  Steel</p>	<p>MS 9047-9048</p> <p>Pin, Spring  Steel</p>	<p>MS 9146-9163</p> <p>Bolt, Machine 12 Point Head  Steel E 11 Head Marking</p>
<p>AN125951-130774</p> <p>Studs-Straight .250-.625  Steel 3A Fit Drilled and Undrilled</p>	<p>MS 9058</p> <p>Ring, Back-Up  AMS 3651</p>	<p>MS 9164</p> <p>Pin, Dowel Oversize  Steel</p>
<p>AN150201-150400</p> <p>Pin, Lock  Steel Brass E1 Marking</p>	<p>MS 9060-9066</p> <p>Bolt, Machine 12 Point Ext. Washer Head High Temp.  AMS 5735 (A 286) EH19 Head Marking</p>	<p>MS 9165-9168</p> <p>Bolt, Brackets  Steel ALSO SEE MS 9101 04/MS 9228 31</p>
<p>AN150401-150450</p> <p>Nut-Hex, Check and Shear Slotted  Steel 3B Fit</p>	<p>MS 9068</p> <p>Packing "O" Ring  Silicone Rubber AMS 3304</p>	<p>MS 9169-9175</p> <p>Bolt, Machine 12 Point Head Drilled  Steel E 11 Head Marking</p>
<p>AN150501-170900</p> <p>Stud-Stepped  Steel 3A Fit</p>	<p>MS 9081</p> <p>Washer, Key-Double  Steel</p>	<p>MS 9177/8-9183-9192</p> <p>Bolt, Machine Drilled and Undrilled  AMS 5735 (A 286) Steel EH 19 A 286 Head Marking E 11 Steel Head Marking</p>
<p>MS 9012-9014</p> <p>Retaining Rings  Beryllium Copper Steel Superceded by MS 16624/5 External Internal</p>	<p>MS 9088-9094</p> <p>Bolt, Machine 12 Point Head Drilled  Steel E 11 Head Marking</p>	<p>MS 9200-9201</p> <p>Nut, Plain Hex, Connection  Aluminum CRES. Steel E 12 Aluminum EH 5 CRES</p>
<p>MS 9016-MS 9017</p> <p>Bushing Screw, Slotted  Steel</p>	<p>MS 9099-9100</p> <p>Nut, Hex Connection  Aluminum CRES. Steel E 12 Marking Aluminum E 10 Marking CRES.</p>	<p>MS 9206-9223</p> <p>Screw, Machine  Steel AMS6304</p>
<p>MS 9018</p> <p>Insert, 18-1.5MM Aviation Spark Plug, Helical Coil  CRES. Steel SEE DESIGN STANDARD MS 9071</p>	<p>MS 9101-9104</p> <p>Bracket, 90° Angle .190-.375 Bolt  AMS 5510</p>	<p>MS 9224</p> <p>Bolt, Machine 12 Point Head  AMS 5735 (A 286) EH 19 A 286 Head Marking</p>
<p>MS 9020-9021</p> <p>Packing "O" Ring  Rubber</p>	<p>MS 9105</p> <p>Pin, Lock  CRES. Steel</p>	<p>MS 9228-9231</p> <p>Bracket, 90° Angle .190-.375 Bolt  AMS 5504</p>










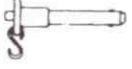







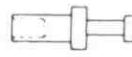
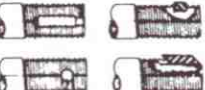

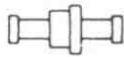
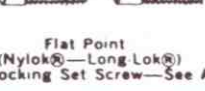






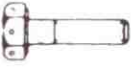
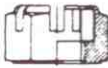





METROPOLITAN AIRCRAFT PARTS, INC.

<p>MS 9583-9591</p> <p>Bolt, Machine, Hex Head</p>  <p>AMS5731</p>	<p>MS 9748-9765</p> <p>Screw, Machine 12 Pt</p> 	<p>MS 9883-9900</p> <p>Screw Machine 12 Pt</p>  <p>AMS5616</p>
<p>MS 9592-9603</p> <p>Bracket, Angle</p> 	<p>MS 9766-9767</p> <p>Nut, Double Hexagon – Cupwasher Locked</p> 	<p>MS 9901-9902</p> <p>Plug, Machine Thread, Performed Packing</p> 
<p>MS 9622-9630</p> <p>Screw, Machine, Hexagon Head</p>  <p>AMS4967</p>	<p>MS 9768</p> <p>Washer, Countersunk</p> 	<p>MS 9912-9947</p> <p>Screw, Machine—Double Hexagon Extended</p>  <p>Steel</p> <p>AM6322</p>
<p>MS 9631-9639</p> <p>Screw, Machine—Hexagon Head</p> 	<p>MS 9769</p> <p>Reducer, Tube</p> 	<p>MS 9955-56</p> <p>Packing, Performed</p> 
<p>MS 9640-9648</p> <p>Bolt, Machine, Hexagon Head</p>  <p>AMS4967</p> <p>Steel</p>	<p>MS 9770-9773</p> <p>Packing, Performed</p> 	<p>MS 9957-9962</p> <p>Bolt, Machine, Hexagon Head</p>  <p>Steel</p>
<p>MS 9649-9657</p> <p>Screw, Machine—Hexagon Head</p>  <p>Titanium</p>	<p>MS 9781-9791</p> <p>Screw, Machine—Hexagon Head</p> 	<p>MS 15000-15006</p> <p>Fittings, Lubrication</p>  <p>Steel Monel</p>
<p>MS 9676-9683</p> <p>Bolt, Machine-Cres, Double Hexagon</p>  <p>AMS5731</p>	<p>MS 9792-9802</p> <p>Screw, Machine, Hexagon Head</p>  <p>AMS5643</p>	<p>MS 15795</p> <p>Washer, Flat</p>  <p>CRES. Steel Monel Copper Brass Al Alloy</p>
<p>MS 9684</p> <p>Washer, Cup, Lock</p> 	<p>MS 9803-9813</p> <p>Screw, Machine—Hexagon Head</p> 	<p>MS 15820</p> <p>Washers, Lock (Special Design)</p>  <p>per Spec.</p>
<p>MS9685–9693</p> <p>Bolt, Machine Hexagon head</p>  <p>Steel</p>	<p>MS 9814-9824</p> <p>Screw, Machine Hexagon Head</p>  <p>AMS5643</p>	<p>MS 15986-15988</p> <p>Stud, Plain Full Body</p>  <p>Steel Brass Monel</p>
<p>MS 9694-9729</p> <p>Screw, Machine</p>  <p>AMS5708</p>	<p>MS 9830-9840</p> <p>Stud-Stepped, 2 Dia Engagement, Steel</p> 	<p>MS 16036</p> <p>Belt, Aircraft Safety</p>  <p>See Mil-B-18461 (Wep)</p> <p>Complete Assembly and Individual Parts</p>
<p>MS 9730-9747</p> <p>Screw Machine 12 pt</p>  <p>AMS5643</p>	<p>MS 9879</p> <p>Sleeve, Swivel-Piloted C-Ring</p> 	<p>MS 16107</p> <p>Jacks, Tip, High Voltage</p>  <p>Color Coded</p> <p>See Spec. (Ships)</p>













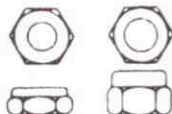










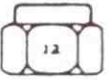
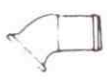






<p>MS 16108</p> <p>Jacks, Tip Low Voltage</p>  <p>Bronze Copper</p>	<p>MS 16208</p> <p>Hexagon Head Machine Bolt, Semi-Finished</p>  <p>CRES. Steel 2A Fit</p>	<p>MS 16219</p> <p>82° Flat Head Cap Screws Slotted</p>  <p>CRES. Steel</p>
<p>MS 16187</p> <p>Studs, Full Thread</p>  <p>Al Steel</p>	<p>MS 16209</p> <p>See MS 16202</p>  <p>See Spec.</p>	<p>MS 16228</p> <p>Nut, Self-Locking Hexagon, Hvy. Thin Nylon Insert</p>  <p>CRES. Steel 3B Fit</p>
<p>MS 16198</p> <p>Round Head Wood Screw Slotted</p>  <p>CRES. Steel</p>	<p>MS 16210</p> <p>Nut, Plain Hexagon, Machine Screw</p>  <p>CRES. Steel 2B Fit</p>	<p>MS 16230-16235</p> <p>Lag Bolt, Square Head Gimlet Point</p>  <p>Steel Sil. Bronze CRES. Steel</p>
<p>MS 16199</p> <p>Screw, Wood Slotted, 82° Flat</p>  <p>Copper Sil</p>	<p>MS 16211</p> <p>Nut, Plain Square</p>  <p>Sil. Bronze</p>	<p>MS 16268</p> <p>100° Flat Head Machine Screw Slotted</p>  <p>Nylon 2A Fit</p>
<p>MS 16200</p> <p>Pan Head, Screws, Machine Slotted</p>  <p>CRES. Steel 2A Fit</p>	<p>MS 16212</p> <p>Washers, Flat</p>  <p>CRES. Steel Sil. Bronze</p>	<p>MS 16285</p> <p>Nut, Hexagon Semi-Finished, Heavy</p>  <p>Steel</p>
<p>MS 16201</p> <p>Flat Head Bolt, Lag</p>  <p>Sil. Bronze</p> <p>Cone Point</p>	<p>MS 16213</p> <p>Washer, Lock External Tooth Non-Magnetic</p>  <p>CRES. Steel Phos. Bronze</p>	<p>MS 16286</p> <p>Nuts, Hexagon Finished To 1000° F.</p>  <p>Steel 2B Fit</p>
<p>MS 16202/16209</p> <p>Square Head Bolt, Lag Gimlet Point</p>  <p>CRES. Steel Sil. Bronze</p>	<p>MS 16214</p> <p>Washer, Lock, Spring, Split</p>  <p>CRES. Steel</p>	<p>MS 16535/6</p> <p>Rivet, Tubular Oval Head; Countersunk Head</p>  <p>Brass Al Alloy Monel Copper Steel CRES.</p>
<p>MS 16203</p> <p>Nuts, Plain Hexagon, Jam and Finished</p>  <p>CRES. Steel 2B Fit</p> <p>Full Jam</p>	<p>MS 16215</p> <p>Screw, Wood Slotted, Oval Head</p>  <p>CRES. Steel (Non-Mag.)</p>	<p>MS 16555/6</p> <p>Dowel Pins Straight</p>  <p>Alloy Steel CRES. Steel</p>
<p>MS 16205</p> <p>Bolt, Machine Semi-Finished Hexagon Head</p>  <p>Sil. Bronze 2A Fit</p>	<p>MS 16216</p> <p>Round Head Wood Screws, Slotted</p>  <p>Sil. Bronze</p>	<p>MS 16562</p> <p>Spring Pins</p>  <p>Steel CRES. Steel</p>
<p>MS 16206</p> <p>Bolt, Machine Hexagon Head Reg. Semi-Finished</p>  <p>Al Alloy 2A Fit</p>	<p>MS 16217</p> <p>82° Flat Head Wood Screws, Slotted</p>  <p>CRES. Steel</p>	<p>MS 16593</p> <p>Rivet, Solid 78° Flat Head</p>  <p>Aluminum</p>
<p>MS 16207</p> <p>Carriage Bolt, Round Head</p>  <p>Sil. Bronze 2A Fit</p>	<p>MS 16218</p> <p>82° Flat Head Machine Screws Slotted</p>  <p>Sil. Bronze 2A Fit</p>	<p>MS 16600</p> <p>Washer, Flat</p>  <p>Leather</p>

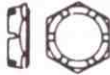


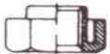





















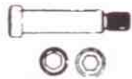
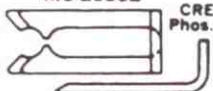








<p>MS 16624-16634</p> <p>Retaining Rings  Steel CRES. Steel Beryllium Copper</p>	<p>MS 17829/30</p> <p>Nuts, Self-Locking Nylon Insert, 250°  CRES. Steel Steel 3B Fit</p> <p>Regular Height</p>	<p>MS 20000</p> <p>Turnbuckle Assembly  Per Mil-T-5685</p> <p>Also See AN155 and AN165</p>
<p>MS 16637-16638</p> <p>Shoulder Screw Hexagon Socket  Alloy Steel Available in CRES. 3A Fit</p>	<p>MS 17974/5</p> <p>Switch, Moistureproof Push-Push Action  Per Mil-S 6743</p>	<p>MS 20001</p> <p>Hinge, Structural  Al Alloy</p> <p>Supersedes AN252</p>
<p>MS 16992</p> <p>Bolt, Lag Square Head Gimlet Point  Steel CRES. Steel Sil. Bronze</p>	<p>MS 17984-17990</p> <p>Pin, Quick- Release Assemblies Available in Button Handle, "T" Handle, "L" Handle, Ring Handle  CRES. Steel Alloy Steel Al Alloy</p>	<p>MS 20002</p> <p>Washers, Countersunk and Plain  Alloy Steel</p> <p>Under Bolt Head Under Nut Supersedes NAS 143</p>
<p>MS 16994</p> <p>Nut, Plain Knurled  Brass CRES. Steel 2B Fit</p>	<p>MS 18063/4</p> <p>Set Screw, Self-Locking, Hex Socket (250°F)— per MS 15981  Alloy Steel CRES. Steel 3A Fit</p>	<p>MS 20003</p> <p>Indicator Humidity Card  Paper</p>
<p>MS 16995-16998</p> <p>Hexagon Socket Cap Screws 1960 Series Coarse and Fine  Alloy Steel CRES. Steel 3A Fit</p>	<p>MS 18065/6</p> <p>Set Screw, Self-Locking, Hex Socket (250°F)— per MS 15981  Alloy Steel CRES. Steel 3A Fit</p> <p>Cup Point (Nylok®—Long Lok®) For Non-Locking Set Screws—See AN565</p>	<p>MS 20004-20024</p> <p>Bolts, Internal Wrenching  Alloy Steel 3A Fit</p>
<p>MS 17121-17123</p> <p>Terminal, Stud Turret  Brass</p>	<p>MS 18065/6</p> <p>Set Screw, Self-Locking, Hex Socket (250°F)— per MS 15981  Alloy Steel CRES. Steel 3A Fit</p>	<p>MS 20033-20046</p> <p>Bolt, Machine, Hexagon Head 1200°F  CRES. Steel 3A Fit</p> <p>1200 Head Marking</p>
<p>MS 17155-17158</p> <p>Terminal, Stud, Feedthru  Brass</p>	<p>MS 18065/6</p> <p>Set Screw, Self-Locking, Hex Socket (250°F)— per MS 15981  Alloy Steel CRES. Steel 3A Fit</p> <p>Flat Point (Nylok®—Long Lok®) For Non-Locking Set Screw—See AN565</p>	<p>MS 20065-20068</p> <p>Key, Machine (Feather)  Steel Alloy Steel CRES. Steel</p>
<p>MS 17160</p> <p>Clip, Spring Tension  Steel Beryllium Copper</p>	<p>MS 18067/8</p> <p>Set Screw, Self-Locking, Hex Socket, (250°F)— per MS 15981  Alloy Steel CRES. Steel 3A Fit</p>	<p>MS 20069</p> <p>Bolt Carriage With Hex Nut  Steel 2A & 2B Fit</p>
<p>MS 17293-17303</p> <p>Stud-Stepped  Steel 3A Fit</p> <p>Drilled and Undrilled</p>	<p>MS 18067/8</p> <p>Set Screw, Self-Locking, Hex Socket, (250°F)— per MS 15981  Alloy Steel CRES. Steel 3A Fit</p> <p>Cone Point (Nylok®—Long Lok®) For Non-Locking Set Screw—See AN565</p>	<p>MS 20073-20074</p> <p>Bolt, Machine Aircraft Drilled Head  Steel Available in CRES. 3A Fit</p> <p>Supersedes AN73-AN81</p>
<p>MS 17825/6</p> <p>Nut, Self- Locking, Castellated, 250°F, Nylon Insert  Alloy Steel 3B Fit</p>	<p>MS 19059-19064</p> <p>Ball, Bearing  Alloy Steel CRES. Steel Brass Bronze K-Monel</p>	<p>MS 20115</p> <p>Shackle- Wire, Rope  CRES. Steel Al Alloy Steel</p> <p>Supersedes AN115</p>
<p>MS 17828</p> <p>Nut, Self-Locking (Nylon Insert) 250°F, Regular Height  Monel</p>	<p>MS 19069/70</p> <p>Washer, Key, Retaining  Steel Alloy Steel CRES. Steel</p>	<p>MS 20219-20221</p> <p>Pulley, Groove, Aircraft  Al Alloy Phenolic</p> <p>MS 20219 SUPERSEDES AN219-AN221</p>



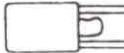


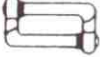
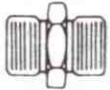




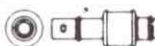





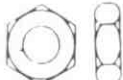


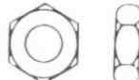














<p>MS 20253</p> <p>Pin, Hinge  CRES. Steel</p> <p>For Use with MS 20257 and MS 20001 SUPERSEDES AN253</p>	<p>MS 20613-20615</p> <p>Rivet, Solid Universal  CRES. Steel Steel Monel Copper</p> <p>SUPERSEDES MS 20435 (In Part)</p>	<p>MS 20760</p> <p>ADAPTER Straight, Flange, to Tube </p>
<p>MS 20257</p> <p>Hinge, Continuous  Al Alloy CRES. Steel</p> <p>SUPERSEDES AN257</p>	<p>MS 20658-20659</p> <p>Terminal Wire Rope, Fork End; Lug Crimp Style  CRES. Steel Steel Copper Bronze</p> <p>MS 20658 SUPERSEDES AN658/AN659</p>	<p>MS 20761</p> <p>ELBOW Flared Tube, Flanged, Swivel, 45° </p>
<p>MS 20270-20271</p> <p>Joint Universal  Per Mil. J 6193A</p> <p>SUPERSEDES AN270/AN271</p>	<p>MS 20663-20664</p> <p>Ball End, Wire Rope Swaging  CRES. Steel Steel</p> <p>SUPERSEDES AN663/AN664</p>	<p>MS 20762</p> <p>ELBOW Flared Tube, Flanged, Swivel, 90° </p>
<p>MS 20341</p> <p>Nut, Plain Hexagon Electrical  Brass 2B Fit</p> <p>SUPERSEDES AN341</p>	<p>MS 20667-20668</p> <p>Terminal Wire Rope, Fork End; Eye End  MS 20667 SUPERSEDES AN667/AN668</p>	<p>MS 20819</p> <p>SLEEVE Flared Tube Fitting </p>
<p>MS 20364/5</p> <p>Nut, Self-Locking 250°F  Steel Al Alloy Al Alloy Monel Available in CRES. 3B Fit</p> <p>MS 20364 MS 20365 SUPERSEDES AN364/AN365</p>	<p>MS 20756</p> <p>FLANGE Swivel, Retaining </p>	<p>MS 20822</p> <p>ELBOW Flared Tube and Pipe Thread, 90° </p> <p>MS 20823</p> <p>ELBOW Pipe to Tube, 45° </p>
<p>MS 20392</p> <p>Pin, Hex and Drilled Shank (Clevis)  Steel Available in CRES.</p> <p>SUPERSEDES AN392 AN406</p>	<p>MS 20757</p> <p>CONNECTOR Fixed Flange to Hose </p>	<p>MS 20825</p> <p>TEE Pipe to Tube—Flared Tube, Pipe Thread on Side </p>
<p>MS 20426-20470</p> <p>Rivets, Solid and Tubular  Aluminum Al Alloy CRES. Steel Monel Copper Steel</p> <p>100° CTSK</p> <p>Round Head Flat Head Universal Head</p> <p>SUPERSEDES AN426/AN427 (In Part) AN435/AN450/AN470</p>	<p>MS 20757-20913</p> <p>Fittings, Elbows, and Connectors  Al Alloy Steel Brass CRES. Steel</p> <p>MS 20822 SUPERSEDES AN757 AN913</p>	<p>MS 20826</p> <p>TEE Pipe to Tube, Flared Tube, Pipe Thread on Run </p> <p>MS 20913</p> <p>PLUG Square Head, Pipe Thread </p>
<p>MS 20500-20501</p> <p>Nuts, Self-Locking Hexagon and Plate 1200°F  CRES. Steel 3B Fit</p> <p>MS 20500</p>	<p>MS 20758</p> <p>ELBOW Hose, Flanged, Swivel, 45° </p>	<p>MS 20995</p> <p>Wire, Lock  CRES. Steel</p> <p>SUPERSEDES AN995</p>
<p>MS 20600-20606</p> <p>Rivet, Blind Structural & Non-Structural  Al Alloy Monel</p> <p>MS 20600</p>	<p>MS 20759</p> <p>ELBOW Hose, Flanged, Swivel, 90° </p>	<p>MS 21000-21001</p> <p>Pin, Flathead Hi-Shear  Steel (Heat Treated)</p>






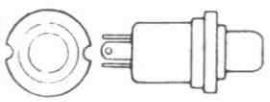







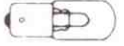
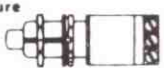
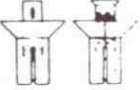





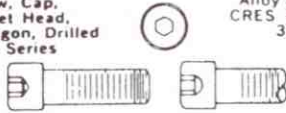









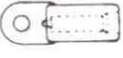


<p>MS 21025</p> <p>Nut, Cast/Heat Bearing Retaining</p>  <p>Inactive for Design</p> <p>Steel Alloy Steel 3B Fit</p>	<p>MS 21259-21260</p> <p>Terminal Wire Rope Stud</p>  <p>SUPERSEDES AN666/AN669</p>	<p>MS 21305-21308</p> <p>Washers; Cushion, Flat Round, Flat Square, Saddle</p>  <p>Steel</p> <p>Flat Round Flat Square</p>
<p>MS 21040</p> <p>Nut, Self-Locking Hexagonal, 500° F</p> <p>INACTIVE FOR DESIGN—USE MS 21042</p>  <p>Steel</p>	<p>MS 21261</p> <p>Woodruff Key, Chamfered</p>  <p>Alloy Steel Available in CRES.</p> <p>SUPERSEDES AN280 (In Part)</p>	<p>MS 21314-21315</p> <p>Strap, Retaining Two Hole, For Pipe Conduit, Cable and Tubing</p>  <p>Steel</p>
<p>MS 21042-21046</p> <p>Nut, Self-Locking Ring Base</p>  <p>SUPERSEDES MS 20365, AN366, NAS1021, AN363</p> <p>Steel CRES. Steel Al Alloy Monel</p>	<p>MS 21262</p> <p>Socket Head Cap Screw (Hex) Self-Locking 250° F. 1960 Series</p>  <p>Alloy Steel Available in CRES. 3A Fit</p>	<p>MS 21316-21317</p> <p>Thumbscrew With and Without Shoulder</p>  <p>Steel 2A Fit</p> <p>Shoulder Plain</p>
<p>MS 21207</p> <p>100° Flathead Tapping Screw</p>  <p>Type B Type BF Type BG Type BT</p> <p>Steel CRES. Steel</p>	<p>MS 21264</p> <p>Nut, Jam, Drilled—Pipe Fitting</p>  <p>CRES. Steel</p> <p>SEE AN924-8</p>	<p>MS 21318</p> <p>Round Head Drive Screw</p>  <p>Steel CRES. Steel</p> <p>Type "U" Point</p>
<p>MS 21208-21209</p> <p>Insert, Screw Thread, Helical Coil</p>  <p>CRES. Steel</p> <p>(Free Running and Lock Thread)</p>	<p>MS 21266</p> <p>Grommet Plastic Edging</p>  <p>Nylon TFE</p>	<p>MS 21321</p> <p>Switch, Sealed Sensitive</p>  <p>CRES. Steel Steel</p>
<p>MS 21250</p> <p>Bolt, 12PT External Wrenching</p>  <p>Alloy Steel 3A Fit</p>	<p>MS 21268-21271</p> <p>Screws, Instrument National Miniature Slotted</p>  <p>Fillister Head Pan Head 100° Flat Head Binding Head</p> <p>Brass CRES. Steel</p>	<p>MS 21322/3</p> <p>Clamp, Loop Plain and Cushioned</p>  <p>Aluminum Al Clad</p>
<p>MS 21251</p> <p>Turnbuckle Body, Clip Locking</p>  <p>SUPERSEDES AN155, NAS5649 (SEE NOTES)</p> <p>Steel Brass Aluminum</p>	<p>MS 21277-21294</p> <p>Screw, Bolt 12 Pt. Extended Washer Head Drilled and Undrilled</p>  <p>AMS535 (A 286) 3A Fit</p>	<p>MS 21324-7</p> <p>Snapslide Fasteners Style III, IV</p>  <p>CRES. Steel</p>
<p>MS 21252-21253</p> <p>Clevis End, Turn Buckle, Clip Locking</p>  <p>Steel Alloy Steel</p> <p>SUPERSEDES AN161, AN162, NAS645 NAS646 (SEE NOTES)</p>	<p>MS 21295</p> <p>Socket Head Cap Screw (Hex) Self-Locking 250° F. 1960 Series</p>  <p>CRES. Steel Available in Alloy Steel 3A Fit</p> <p>Head Marking</p>	<p>MS 21331</p> <p>Nut, Plain, Clinch</p>  <p>Steel 2B Fit</p>
<p>MS 21254-21255</p> <p>Eye End, Turn Buckle</p>  <p>Steel Alloy Steel</p> <p>SUPERSEDES AN165, AN170, NAS648, NAS647 (SEE NOTES)</p>	<p>MS 21301</p> <p>Bolt, Shoulder Hex and Spline Socket</p>  <p>Steel 3A Fit Available in CRES.</p>	<p>MS 21332</p> <p>Fastener, Snapslide</p>  <p>CRES. Steel Phos. Bronze</p> <p>SUPERSEDES AN3195</p>
<p>MS 21256</p> <p>Clip, Locking Turn Buckle</p>  <p>CRES. Steel</p>	<p>MS 21258</p> <p>Washer, Key Retaining</p>  <p>Steel</p> <p>SUPERSEDES AN7503</p>	<p>MS 21333-21334</p> <p>Clamp, Loop Plain Cushioned</p>  <p>Steel</p>
<p>MS 21258</p> <p>Washer, Key Retaining</p>  <p>Steel</p> <p>SUPERSEDES AN7503</p>	<p>MS 21304</p> <p>Nut, Plain Square</p>  <p>Steel 2B Fit</p>	<p>MS 21333-21334</p> <p>Clamp, Loop Plain Cushioned</p>  <p>Steel</p>







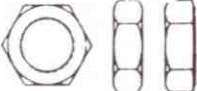



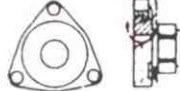




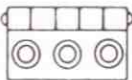




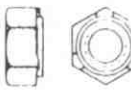




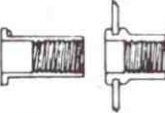



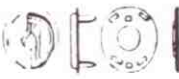



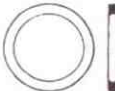
<p>MS 21900</p> <p>ADAPTER Flareless Tube to AN Flared Tube</p> 	<p>MS 21912</p> <p>TEE Flareless Tube with Bulkhead on Run</p> 	<p>MS 21982</p> <p>Lamp, 28 Volt Incandescent</p> 
<p>MS 21900-21918</p> <p>Fittings, Flareless Tube</p>  <p>CRES. Steel Steel Al Alloy</p> <p>MS 21912</p>	<p>MS 21913</p> <p>PLUG Flareless Tube</p> 	<p>MS 22002</p> <p>Link, Parachute Removable Connector</p>  <p>Steel</p>
<p>MS 21902</p> <p>UNION Flareless Tube</p> 	<p>MS 21914</p> <p>CAP Pressure Seal, Flareless Tube Fitting</p> 	<p>MS 22003-22010</p> <p>Link, Lap, Aircraft Safety Belt; Bar Adjuster; Shoulder Harness; Release</p>  <p>Steel See AN6043</p>
<p>MS 21904</p> <p>ELBOW Flareless Tube, 90°</p> 	<p>MS 21915</p> <p>BUSHING Screw-Thread Expander, Flareless Tube Connection</p> 	<p>MS 22011-22022</p> <p>Connectors Parachute</p>  <p>CRES. Steel</p>
<p>MS 21905</p> <p>TEE Flareless Tube</p> 	<p>MS 21916</p> <p>REDUCER External Thread, Flareless Tube</p> 	<p>MS 22040-22048</p> <p>Parachute Harness, Connectors</p>  <p>Steel CRES. Steel Titanium Brass</p>
<p>MS 21906</p> <p>CROSS Flareless Tube</p> 	<p>MS 21919-21920</p> <p>Clamp, Loop and Hose</p>  <p>Al Alloy Steel CRES. Steel</p>	<p>MS 24017</p> <p>Nut, Plain Hexagon, Mounting</p>  <p>Brass Steel 2B Fit</p>
<p>MS 21907</p> <p>ELBOW Bulkhead Universal 45°, Flareless Tube</p> 	<p>MS 21921-21935</p> <p>Fittings, Flareless Tubing and Cluster</p>  <p>Steel Al Alloy CRES. Steel</p> <p>MS 21926</p>	<p>MS 24127</p> <p>Nut, Plain Hexagon</p>  <p>Nylon 2B Fit</p>
<p>MS 21908</p> <p>ELBOW Bulkhead Universal 90°, Flareless Tube</p> 	<p>MS 21921</p> <p>NUT Sleeve Coupling, Flareless</p> 	<p>MS 24318</p> <p>Switch, Push</p>  <p>Al Alloy</p>
<p>MS 21909</p> <p>TEE Bulkhead and Universal, Flareless Tube</p> 	<p>MS 21922</p> <p>SLEEVE Coupling, Flareless</p> 	<p>MS 24319</p> <p>Boot, Toggle Switch</p>  <p>Silicone</p> <p>SUPERSEDES AN3224/AN3247 Inactive For Design--Use MIL B 5423/3</p>
<p>MS 21910</p> <p>TEE Bulkhead, Flareless Tube, Internal Thread on Side</p> 	<p>MS 21923</p> <p>ADAPTER Flareless Tube, Bulkhead and Universal to Flared Tube</p> 	<p>MS 24371</p> <p>Boot, Toggle Switch</p>  <p>Silicone</p>
<p>MS 21911</p> <p>TEE Bulkhead, Flareless Tube, Internal Thread on Run</p> 	<p>MS 21924</p> <p>UNION Flareless Tube, Bulkhead and Universal</p> 	<p>MS 24388-24405</p> <p>Fittings, Flared and Flareless</p>  <p>Al Alloy CRES. Steel</p> <p>MS 24388</p>



<p>MS 24487</p> <p>UNION Tube, Flared, Universal</p> 	<p>MS 24635-24638</p> <p>Tapping Screws Type "A" Slotted</p>  <p>Steel CRES. Steel</p> <p>82° Flat Head Pan Head</p>	<p>MS 25087</p> <p>Screw, Externally Riveted Body</p>  <p>Steel Class 2 Fit</p>									
<p>MS 24566</p> <p>Pulley, Control</p>  <p>Non-Metallic</p> <p>REPLACES AN210 (In Part)</p>	<p>MS 24639-24642</p> <p>Tapping Screws Type "B" Slotted</p>  <p>Steel CRES. Steel</p> <p>82° Flat Head Pan Head</p>	<p>MS 25089</p> <p>Switch, Push, Moistureproof</p> 									
<p>MS 24583</p> <p>82° Flat Head Machine Screw Phillips Recessed</p>  <p>Steel 2A Fit</p> <p>REPLACES MS 35192/31 (In Part)</p>	<p>MS 24643-24646</p> <p>Tapping Screws Type "BF" Slotted</p>  <p>Steel CRES. Steel</p> <p>82° Flat Head Pan Head</p>	<p>MS 25221-25225</p> <p>Guard, 2 or 3 Position Toggle Switch</p>  <p>Steel Plastic</p>									
<p>MS 24584</p> <p>Pan Head Machine Screw Phillips Recess</p>  <p>Steel 2A Fit</p> <p>REPLACES MS 35208/9 (In Part)</p>	<p>MS 24647-24650</p> <p>Tapping Screws Thread Cutting Type "F" Slotted</p>  <p>Steel CRES. Steel</p> <p>82° Flat Head Pan Head</p>	<p>MS 25226-25227</p> <p>Bus, Terminal Board; Strip</p>  <p>Copper Plastic</p>									
<p>MS 24587</p> <p>ADAPTER Straight, Tube to Hose</p> 	<p>TAPPING SCREW STYLE CHART</p> <table border="0"> <tr> <td>TYPE "A"</td> <td>TYPE "B"</td> <td>TYPE "BF"</td> </tr> <tr> <td>TYPE "BG"</td> <td>TYPE "BT"</td> <td>TYPE "D"</td> </tr> <tr> <td>TYPE "F"</td> <td>TYPE "G"</td> <td>TYPE "T"</td> </tr> </table>	TYPE "A"	TYPE "B"	TYPE "BF"	TYPE "BG"	TYPE "BT"	TYPE "D"	TYPE "F"	TYPE "G"	TYPE "T"	<p>MS 25231-25243</p> <p>Lamps, Incandescent</p> 
TYPE "A"	TYPE "B"	TYPE "BF"									
TYPE "BG"	TYPE "BT"	TYPE "D"									
TYPE "F"	TYPE "G"	TYPE "T"									
<p>MS 24594</p> <p>Switch, Sensitive- Plunger Type— High Temperature</p>  <p>CRES. Steel</p>	<p>MS 24661/2</p> <p>Rivet, Blind, Drive, CTSK. & Universal</p>  <p>Aluminum Steel</p>	<p>MS 25256-25258</p> <p>Light, Indicators</p> 									
<p>MS 24612-24614</p> <p>Switches, Toggle</p>  <p>Per Mil-S-8834</p>	<p>MS24667-24672</p> <p>Screw, Cap, Socket Head, Flat Countersunk, 82°</p>  <p>Alloy Steel CRES. Steel</p>	<p>MS 25281</p> <p>Clamp, Loop- Plastic</p>  <p>Nylon</p> <p>SUPERSEDES MS 39014</p>									
<p>MS 24615-24618</p> <p>Tapping Screws Type "A" Phillips Recessed</p>  <p>Steel CRES. Steel</p> <p>82° Flat Head Pan Head</p>	<p>MS24673-24678</p> <p>Screw, Cap, Socket Head, Hexagon, Drilled 1960 Series</p>  <p>Alloy Steel CRES. Steel 3A Fit</p>	<p>MS 25301</p> <p>Boot, Circuit Breaker</p>  <p>Silicone Rubber</p>									
<p>MS 24619-24622</p> <p>Tapping Screws Type "B" Phillips Recessed</p>  <p>Steel CRES. Steel</p> <p>82° Flat Head Pan Head</p>	<p>MS 24689</p> <p>Nut, Plain Hexagon Track</p>  <p>Steel Alloy Steel</p>	<p>MS 25311-25312</p> <p>Ferrule, Shield Grounding and Tool</p>  <p>Brass Nylon Mil-F-21608</p>									
<p>MS 24623-24626</p> <p>Tapping Screws Type "BF" Phillips Recessed</p>  <p>Steel CRES. Steel</p> <p>82° Flat Head Pan Head</p>	<p>MS 24692</p> <p>Pin, Tapered Plain</p>  <p>Steel CRES. Steel</p>	<p>MS 25397</p> <p>Light Indicator</p>  <p>CANCELLED—No Superseding Standard</p>									
<p>MS 24627-24630</p> <p>Tapping Screws Thread Cutting Type "F" Phillips Recessed</p>  <p>Steel CRES. Steel</p> <p>82° Flat Head Pan Head</p>	<p>MS 25081</p> <p>Washer Key</p>  <p>Steel CRES. Steel</p>	<p>MS 25435-25438</p> <p>Terminal Lug, Crimp Style, Aircraft</p>  <p>Aluminum</p>									

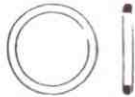



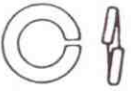









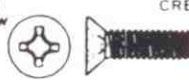


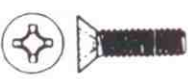




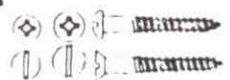


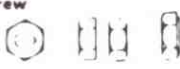

METROPOLITAN AIRCRAFT PARTS, INC.



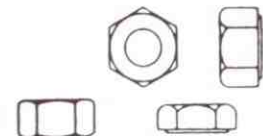










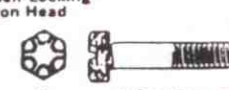

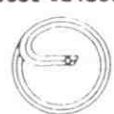
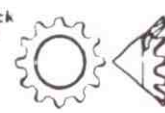







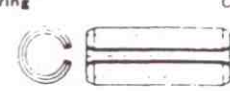
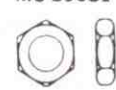





<p>MS 25440</p> <p>Washer, Flat  Steel Brass</p> <p>For Use with Aircraft Aluminum Terminals</p>	<p>MS 27950-27951</p> <p>Bolt, Eye; Stud Welding Turnbuckle  Steel</p>	<p>MS 28720</p> <p>Filter, Aircraft Hydraulic  Per Mil-F-5504</p>
<p>MS 27039</p> <p>Pan Head, Machine Screw Phillips  Al Alloy Mang. Bronze Alloy Steel CRES. Steel (A-286) 3A Fit</p>	<p>MS 27952</p> <p>Nut, Plain Hexagon Left Hand  Steel</p>	<p>MS 28741</p> <p>Hose Assembly  SUPERSEDES AN6264, AN6271</p>
<p>MS 27040</p> <p>Nuts, Plain Square  Steel</p>	<p>MS 27953-27954</p> <p>Bolt, Hook; Body; Turn- Buckle  Steel</p>	<p>MS 28742-28747</p> <p>Fitting, End Hose, Swivel  Al Alloy Steel</p>
<p>MS 27051</p> <p>Washer, Slotted  Steel Available in CRES.</p>	<p>MS 27955</p> <p>Nut, Plain Round, Spinner  Alloy Steel</p>	<p>MS 28749-28750</p> <p>Elbow, Swivel  Al Alloy</p>
<p>MS 27111-27112</p> <p>Washer, Key- Flat; Key-Bent  Steel Alloy Steel</p> <p>MS 27111</p>	<p>MS 27956-27964</p> <p>Hinge, Butt  Steel Aluminum Brass Bronze</p>	<p>MS 28751</p> <p>Hose, Assembly High Pressure  Per Mil-H-5512</p>
<p>MS 27120</p> <p>Clevis, Rod End Turn Buckle  Steel</p>	<p>MS 27965-27973</p> <p>Hasp-Hinged  Steel</p>	<p>MS 28752-28755</p> <p>Fitting End, Self-Sealing  Al Alloy</p>
<p>MS 27128</p> <p>Nut, Plain, Welding  Steel</p>	<p>MS 27974</p> <p>Turnbuckles Assemblies  Steel</p>	<p>MS 28756-28759</p> <p>Hose Assembly  SUPERSEDES AN6292 (In Part)</p>
<p>MS 27129</p> <p>Washer, Finishing Countersunk 80°-82°  Brass Steel CRES. Steel</p>	<p>Bolt, Eye MS 27950 Body MS 27954 Bolt, Hook MS 27953 Clevis Rod End MS 27120 Nut Plain L.H. MS 27952 Studwelding MS 27951 Nut Plain R.H. MS 35691</p>	<p>MS 28774</p> <p>Retainer </p>
<p>MS 27130-27131</p> <p>Nut, Blind Rivet  Steel Al Alloy</p>	<p>MS 27975-27976</p> <p>Clevis, Rod End  Steel</p>	<p>MS 28775</p> <p>Packing "O" Ring  Per Mil-P 25732</p>
<p>MS 27183</p> <p>Washer, Flat Round  Steel</p> <p>SUPERSEDES MS 15795 (In Part)</p>	<p>MS 27977-86</p> <p>Fasteners, Snap Styles 1, 1A, 1B, 2, 2A, 3, 4, 5, 6, 7  Brass</p>	<p>MS 28776</p> <p>Scraper, Hydraulic Piston Rod  Per Mil-S-5049</p>
<p>MS 27186-27187</p> <p>Plug, End, Seal  Plastic</p>	<p>MS 27990</p> <p>Pin, Straight Hinge  Aluminum Brass Steel CRES. Steel Bronze</p>	<p>MS 28777</p> <p>Ring, Hydraulic Fitting  Mil-R-5521</p>







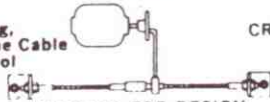






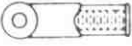










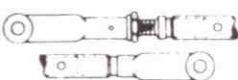

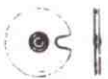


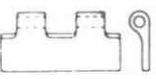

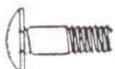



METROPOLITAN AIRCRAFT PARTS, INC.

<p>MS 28778</p> <p>Packing— Preformed</p>  <p>Mil-G-5510</p>	<p>MS 35212-35215</p> <p>Pan Head Machine Screw Phillips Recessed</p>  <p>Brass 2A Fit</p>	<p>MS 35333-35336</p> <p>Washer, Lock Toothed</p>  <p>Steel CRES Steel Phos Bronze</p>
<p>MS 28782-28783</p> <p>Retainer, Packing; Ring Back-Up</p>  <p>Teflon</p>	<p>MS 35337-35340</p> <p>Lock Washer Split, Spring Light, Medium Heavy, Extra Heavy</p>  <p>Steel CRES Steel Phos. Bronze Monel</p>	
<p>MS 35188-35193</p> <p>82° Flat Head Machine Screw Phillips Recessed</p>  <p>Steel 2A Fit</p> <p>Coarse and Fine Threads CANCELLED—USE MS 24583</p>	<p>MS 35216-35217</p> <p>Pan Head Machine Screw Phillips Recessed</p>  <p>CRES Steel 2A Fit</p>	<p>MS 35354-35356</p> <p>Bolt, Machine Square Head Unfinished</p>  <p>Steel 2A Fit</p> <p>Coarse Thread Only</p>
<p>MS 35194-35197</p> <p>82° Flat Head Machine Screw Phillips Recessed</p>  <p>Steel 2A Fit</p> <p>Coarse and Fine Threads CANCELLED—IN PART</p>	<p>MS 35218-35219</p> <p>Pan Head Machine Screw Phillips Recessed</p>  <p>Coarse and Fine Thread</p>	<p>MS 35357-35366</p> <p>Machine Screw Designs (Inactive)</p> 
<p>MS 35198-35199</p> <p>82° Flat Head Machine Screw Phillips Recessed</p>  <p>Brass 2A Fit</p> <p>Coarse and Fine Threads SUPERSEDES MS 35196, MS 35245, MS 35247, MS 35358 (In Part) and MS 35363 (In Part)</p>	<p>MS 35218-35219</p> <p>Pan Head Machine Screw Phillips Recessed</p>  <p>Al Alloy 2A Fit</p> <p>Coarse and Fine Thread SUPERSEDES MS 35235, MS 35313 and in Part MS 35357, MS 35359, MS 35362, MS 35364 MS 35366, AN515 and AN526</p>	<p>MS 35425-35426</p> <p>Nut, Plain Wing</p>  <p>Steel Brass Available in CRES Steel 2B Fit</p> <p>Coarse and Fine Thread SUPERSEDES AN350 (In Part)</p>
<p>MS 35200-35201</p> <p>82° Flat Head Machine Screw Phillips Recessed</p>  <p>CRES Steel 2A Fit</p> <p>Coarse and Fine Thread</p>	<p>MS 35221-35236</p> <p>Pan Head Machine Screw Slotted</p>  <p>Al Alloy Brass CRES Steel Steel 2A Fit</p> <p>Coarse and Fine Thread</p>	<p>MS 35455-35461</p> <p>Cap Screw, Socket Head Hexagon 1936 Series</p>  <p>Alloy Steel CRES Steel 3A Fit</p> <p>Coarse and Fine Thread</p>
<p>MS 35202-35203</p> <p>82° Flat Head Machine Screw Phillips Recessed</p>  <p>Al Alloy 2A Fit</p> <p>Coarse and Fine Thread SUPERSEDES MS 35251, MS 35358 (In Part), MS 35363 (In Part)</p>	<p>MS 35237-35262</p> <p>82° Flat Head Machine Screw Slotted</p>  <p>Al Alloy Brass CRES Steel Steel 2A Fit</p> <p>Coarse and Fine Thread</p>	<p>MS 35489-35490</p> <p>Grommets</p>  <p>Rubber</p>
<p>MS 35204-35211</p> <p>Pan Head Machine Screw Phillips Recessed</p>  <p>Steel Per FF S 92 2A Fit</p> <p>Coarse and Fine Thread Use MS 24584 Cancelled—(In Part)</p>	<p>MS 35263-35278</p> <p>Drilled Fillister Head Slotted</p>  <p>Al Alloy Brass CRES Steel Steel 2A Fit</p> <p>Coarse and Fine Thread</p>	<p>MS 35492-35495</p> <p>Wood Screws Phillips Recessed, Slotted</p>  <p>Brass Steel</p> <p>82° Flat Head Round Head</p>
<p>MS 35204-35211</p> <p>Pan Head Machine Screw Phillips Recessed</p>  <p>Steel Per FF S 92 2A Fit</p> <p>Coarse and Fine Thread Use MS 24584 Cancelled—(In Part)</p>	<p>MS 35289-35314</p> <p>Cap Screw Hexagon Head Finished</p>  <p>Al Alloy Alloy Steel Steel CRES Steel Brass Monel 2A Fit</p> <p>HEAD MARKINGS MS 35300 Steel, Phos Finish MS 35301 MS 35306 Alloy Steel MS 35307 MS 35308 CRES Steel Coarse and Fine Thread</p>	<p>MS 35649-35650</p> <p>Nut, Plain, Hex Machine Screw</p>  <p>Steel CRES Steel 2B Fit</p> <p>Coarse and Fine Thread</p>
		<p>MS 35671-35679</p> <p>Grooved Pin, Headless</p>  <p>Brass Steel CRES Steel</p>



<p>MS 35690-35691</p> <p>Nut, Plain Hexagon Finished, Jam</p> <p>Steel CRES Steel 2B Fit</p>  <p>Finished Jam Slotted Coarse and Fine Thread</p>	<p>MS 45901</p> <p>Washer, Flat Electrical</p> <p>Brass</p> 	<p>MS 63040</p> <p>Washer, Flat</p> <p>Steel</p> <p>SUPERSEDES AN970</p> 															
<p>MS 35743-35745</p> <p>Rivets</p> <p>Steel Copper</p> <p>Per 90° CTSK. Belt</p> 	<p>MS 45905</p> <p>Nut, Plain Hexagon Left Hand</p> <p>Steel CRES Steel 2B Fit</p> 	<p>MS 75013</p> <p>Pins, Straight Headless</p> <p>CRES. Steel</p> 															
<p>MS 35751-35754</p> <p>Carriage Bolt, Round Head; Truss Head; Flat Elevator; Plow</p> <p>Steel 2A Fit</p> <p>Coarse Thread</p> 	<p>MS 51017-51052</p> <p>Set Screws Hexagon Socket</p> <p>Alloy Steel CRES Steel 3A Fit</p> <p>Coarse and Fine Thread</p> 	<p>MS 12207C-122275</p> <p>Insert, Helical Coil</p> <p>CRES.</p> 															
<p>MS 35756</p> <p>Key, Woodruff</p> <p>Alloy Steel</p> 	<table border="1" data-bbox="592 716 1006 828"> <thead> <tr> <th colspan="3">SET SCREW POINT STYLES</th> </tr> </thead> <tbody> <tr> <td>Cup Point</td> <td>Knurled</td> <td>Hexagon</td> </tr> <tr> <th colspan="3">OTHER POINT STYLES</th> </tr> <tr> <td>Flat Point</td> <td>Cone Point</td> <td>Half Dog Point</td> </tr> <tr> <td></td> <td></td> <td>Oval Point</td> </tr> </tbody> </table>	SET SCREW POINT STYLES			Cup Point	Knurled	Hexagon	OTHER POINT STYLES			Flat Point	Cone Point	Half Dog Point			Oval Point	<p>MS 122900-122939</p> <p>Clamp Loop (Heat Resistant)</p> <p>Steel</p> 
SET SCREW POINT STYLES																	
Cup Point	Knurled	Hexagon															
OTHER POINT STYLES																	
Flat Point	Cone Point	Half Dog Point															
		Oval Point															
<p>MS 35763-35764</p> <p>Bolt, Self-Locking Hexagon Head</p> <p>Steel 2A Fit</p> <p>Coarse and Fine Thread</p> 	<p>MS 51053</p> <p>Set Screws Spline Socket</p> <p>Alloy Steel Available in CRES 3A Fit</p> <p>Coarse and Fine Thread</p> 	<p>MS 124651-124850</p> <p>Insert, Helical Coil</p> <p>CRES</p> 															
<p>MS 35790</p> <p>Washer Lock 100° CTSK External Tooth</p> <p>Steel Phos. Bronze</p> 	<p>MS 51054</p> <p>Set Screw—Square Head Cup Point</p> <p>Steel 2A Fit</p> 	<p>MS 134351-134440</p> <p>Ball, Precision Grade</p> <p>CRES Steel</p> 															
<p>MS 35810</p> <p>Pin, Headed (Clevis)</p> <p>Steel</p> 	<p>MS 51056-51060</p> <p>Set Screw—Slotted</p> <p>Brass CRES Steel 2A Fit</p> <p>Coarse and Fine Thread CANCELLED—USE MS 51031, MS 51032, MS 51038 MS 51040</p> 	<p>MS 150451-150500</p> <p>Ball</p> <p>Steel</p> 															
<p>MS 35914</p> <p>Insert, Screw Thread, Self Tapping</p> <p>CRES Steel Steel 2B Fit</p> 	<p>MS 51093-51102</p> <p>Screw, Cap Hexagon Head Drilled Head</p> <p>Alloy Steel Steel CRES Steel Al Alloy 2A Fit</p> <p>HEAD MARKINGS Coarse and Fine Thread</p> 	<p>MS 171401-171900</p> <p>Pin, Spring</p> <p>CRES Steel</p> 															
<p>MS 39081</p> <p>Nut, Coupling Electrical, Plain Hex</p> <p>Al Alloy 2B Fit</p> <p>SUPERSEDES AN3066</p> 	<p>MS 51102-51112</p> <p>Screw, Cap Hexagon Head Drilled Shank</p> <p>Alloy Steel Steel CRES Steel Al Alloy 2A Fit</p> <p>HEAD MARKINGS Coarse or Fine Thread</p> 	<p>MS 172201-172235</p> <p>Washer, Key Bearing, Retaining</p> <p>Steel</p> 															
<p>MS 39086</p> <p>Pins, Spring, Tubular, Coiled</p> <p>Steel CRES Steel</p> 	<p>MS 51923</p> <p>Pins, Spring, Tubular, Coiled</p> <p>Steel CRES Steel</p> 	<p>MS 172236-172270</p> <p>Nut, Spanner Bearing, Retaining</p> <p>Steel</p> 															



<p>MS 172271-172320</p> <p>Washer, Key  Steel</p>	<p>NAS44</p> <p>Bushbar Electrical  Copper Al Alloy</p>	<p>NAS139-140 Steel</p> <p>Studs, Coarse and Fine Thread  SUPERSEDED BY NAS183/184</p>
<p>MS 172321-172370</p> <p>Nut, Spanner Aeronautical  Steel</p>	<p>NAS49</p> <p>Fitting, Engine Cable Control  Steel Al Alloy CRES. Steel Steel INACTIVE FOR DESIGN</p>	<p>NAS143 Chrome Molybdenum Steel</p> <p>Washers, Countersunk and Plain  INACTIVE FOR DESIGN—SEE MS 20002 for use with Bolts NAS144 158 and NAS172 176</p>
<p>NAS1</p> <p>100° Countersunk Rivet  See Spec. SUPERSEDED BY AN426</p>	<p>NAS50-51 Steel Beryllium Copper</p> <p>Rings-Internal, External Retaining </p>	<p>NAS144-158 Alloy Steel</p> <p>Bolt, Internal Wrenching </p>
<p>NAS2 See Spec.</p> <p>Lubrication Fittings  INACTIVE FOR NEW DESIGN—USE AN944</p>	<p>NAS67-69 Steel</p> <p>Guide, Fastener Cowl Type </p>	<p>NAS170-171 Steel</p> <p>Clevis, Engine Control Rod; For Welding </p>
<p>NAS4-5</p> <p>Rod End  Alloy Steel Steel</p>	<p>NAS70</p> <p>Washer, Flat  Alclad Steel CRES. Steel Brass Vulc. Fibre Phenolic</p>	<p>NAS172-176</p> <p>Bolt, Internal Wrenching  Alloy Steel 3A Fit</p>
<p>NAS12</p> <p>Screws, Captive  Al Alloy INACTIVE FOR DESIGN</p>	<p>NAS75-77 Steel Al Bronze</p> <p>Bushing, Plain and Flanged, Press Fit </p>	<p>NAS183-184 Steel</p> <p>Studs Coarse and Fine Thread </p>
<p>NAS15-16 See Spec.</p> <p>Joint, Universal—Male and Female  INACTIVE FOR DESIGN</p>	<p>NAS91-93 Steel</p> <p>Rod Assembly, Adjustable Clevis Ends  AN486 NAS94 AN316 INACTIVE FOR DESIGN</p>	<p>NAS185 Steel Alclad</p> <p>Spacer, Split Screw and Bolt </p>
<p>NAS21 Plastic</p> <p>Strip, Terminal Board </p>	<p>NAS95-97</p> <p>Rod Assembly Fixed and Adjustable Ends  INACTIVE FOR DESIGN</p>	<p>NAS192 Steel</p> <p>Post, Binding Terminal Board </p>
<p>NAS34-45</p> <p>Pulley  Phenolic Al Alloy</p>	<p>NAS98-100 Steel</p> <p>Rod Assembly Adjustable Clevis Ends  AN486 NAS101-2 AN316 INACTIVE FOR DESIGN</p>	<p>NAS200-203</p> <p>Round Head and 100° Countersunk Machine Screws  Steel Brass Phillips Recessed Fearson Recessed</p>
<p>NAS40-41</p> <p>Hinge, Half Continuous; Pin Continuous  Al Alloy Steel</p>	<p>NAS103-118 Steel Al Alloy</p> <p>Rod Assembly Adjustable Clevis Ends  AN486 NAS103-110 AN316 AN665 INACTIVE FOR DESIGN</p>	<p>NAS220-227 Al Alloy Alloy Steel Mang Bronze CRES. Steel (A-286)</p> <p>Brazier Head Machine Screws </p>
<p>NAS42-43 Al Alloy Alloy Steel Steel</p> <p>Spacer, Rivet; Screw and Bolt </p>	<p>NAS119 Al Alloy</p> <p>Riveted Assembly  INACTIVE FOR DESIGN—USE NAS355</p>	<p>NAS228-235 Al Alloy Bronze Alloy Steel</p> <p>Brazier Head Machine Screw  Fearson Recessed INACTIVE FOR DESIGN SEE NAS220 224, NAS623</p>

